

## CARGO AIRCRAFT SPECIFICATIONS

Airbus A340-300  
9H-SUN



Max  
Range

8.695 km



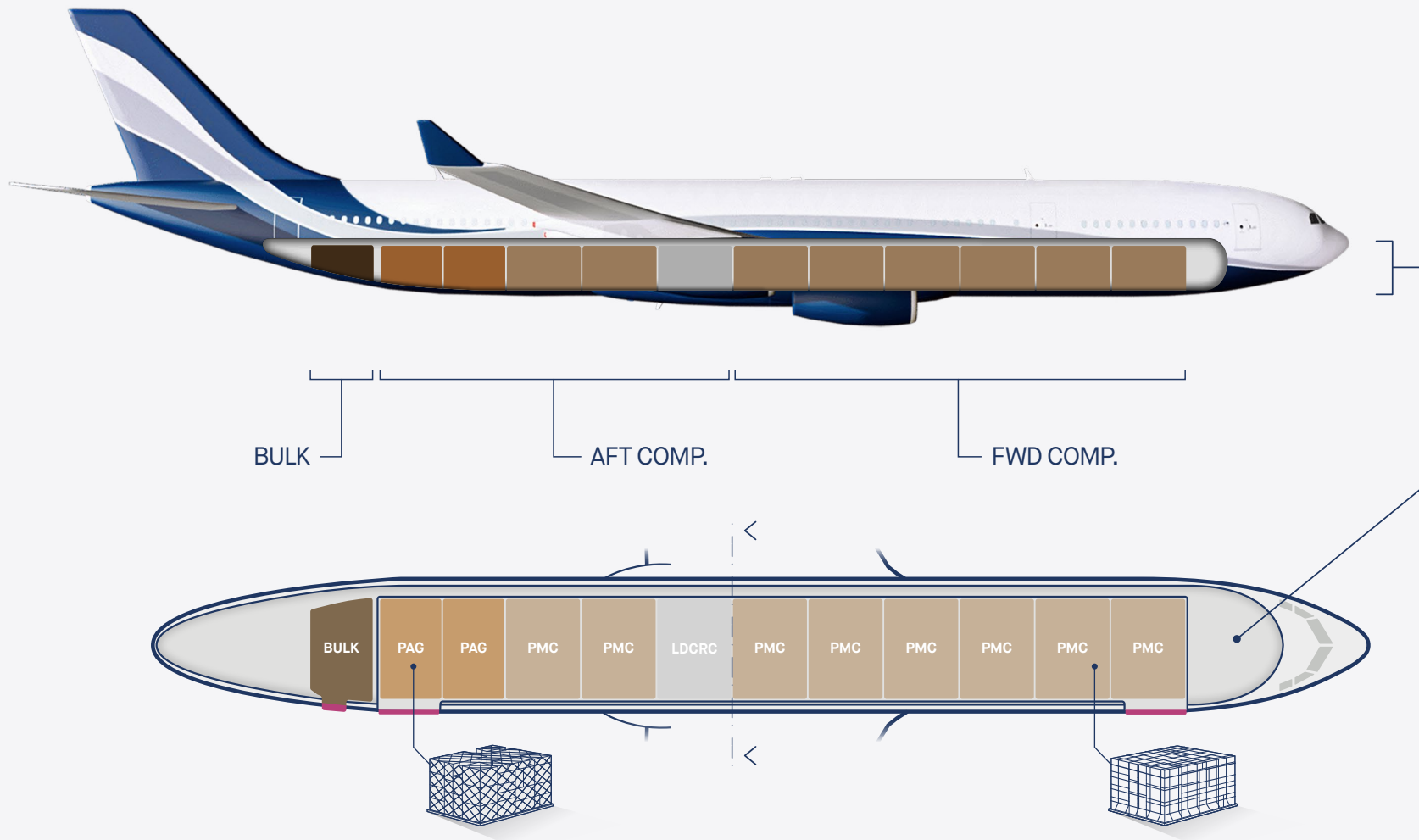
Volume  
Capacity

121 m<sup>3</sup>



Max Cargo  
Capacity

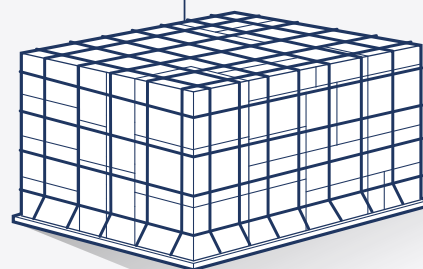
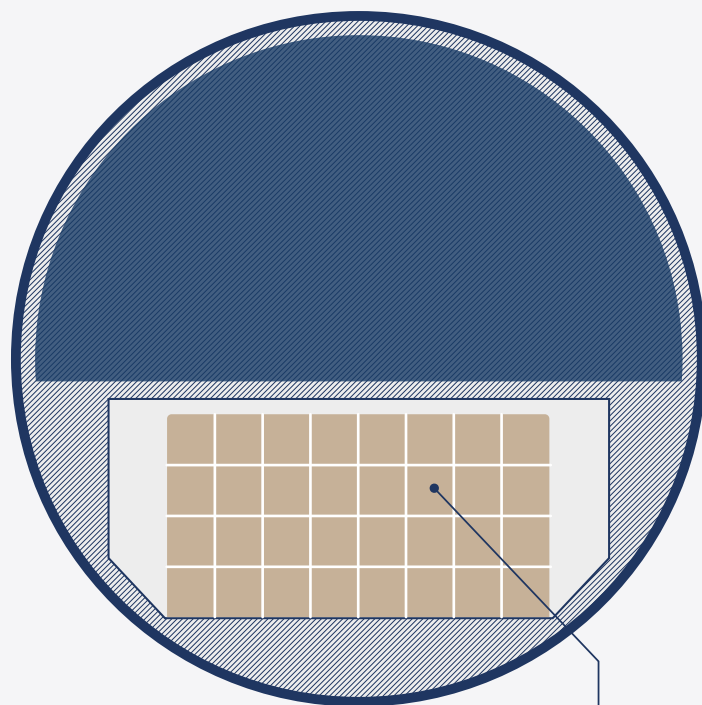
44.800 kg



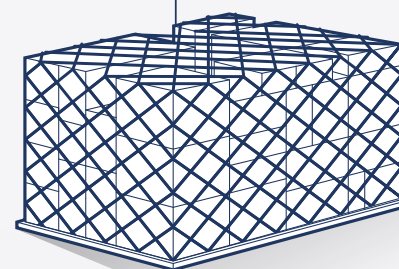
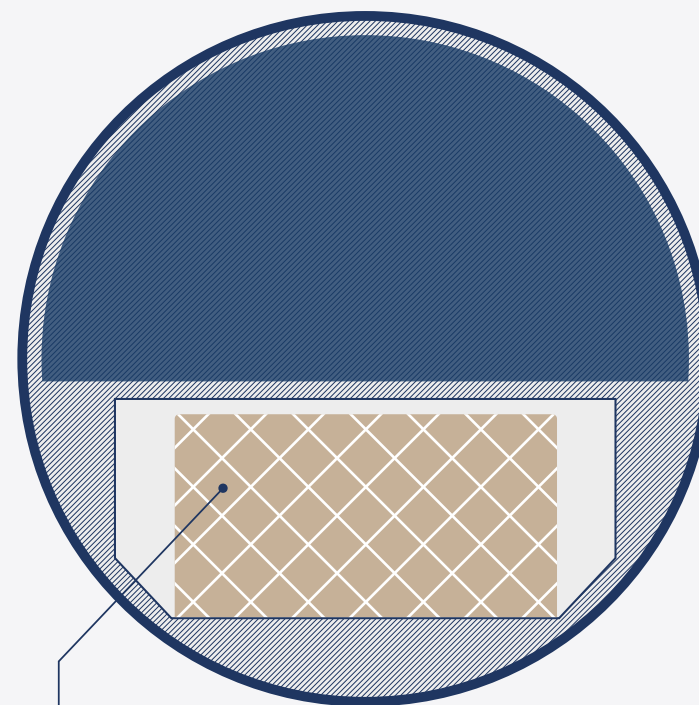
FWD COMP.	AFT COMP.	BULK	TOTAL CARGO
6 PMC (66 m³)	2 PMC + 2 PAG (42 m³)	13 m³	121 m³

## DISCLAIMER

Furthermore, to support the aircraft maintenance and operation, on most flights the carrier might need to carry one FAK (FLY AWAY KIT) AKE container that contains spare parts, tools and consumables. This will further reduce the space available for cargo by 6.5 m³. The price quoted for your flight does not depend on the actual volume carried.



P6P-PMC

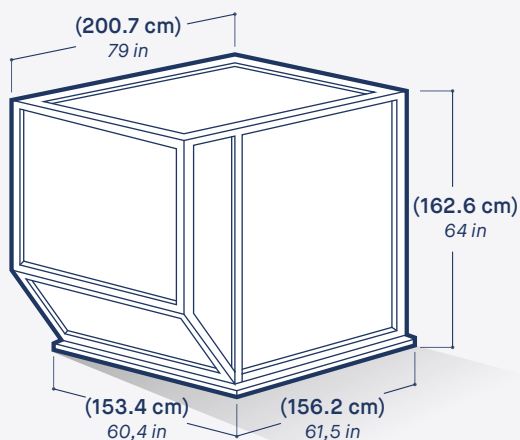


P1P-PAG

## CONTAINER

### AKE-LD3

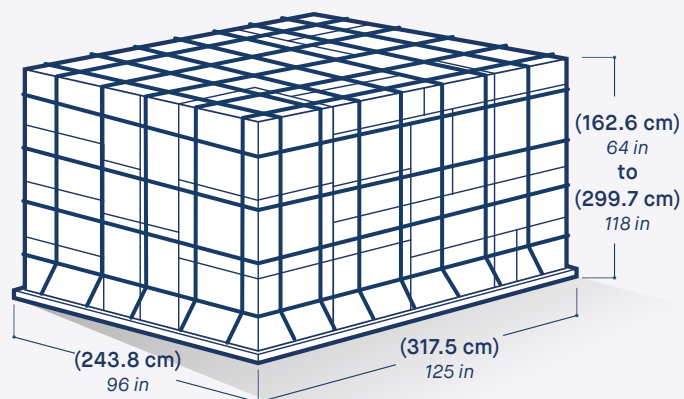
Max Volume	4,5 m <sup>3</sup>
Max Weight	1.560 kg



## PALLETS

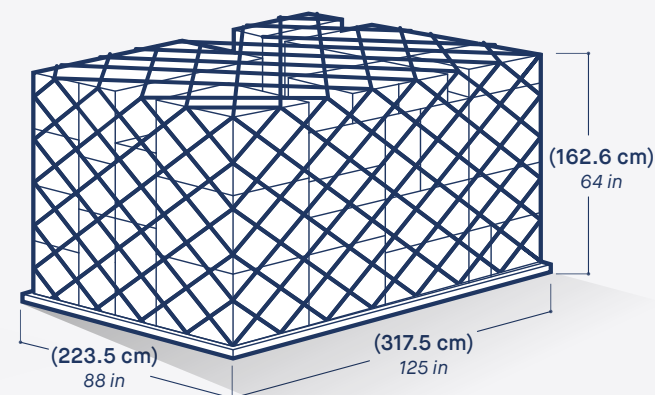
### P6P-PMC

Max Volume	11 m <sup>3</sup>
Max Weight	5.100 kg



### P1P-PAG

Max Volume	10 m <sup>3</sup>
Max Weight	4.636 kg





**FOR CARGO INQUIRES**

+351 211 143 680

[sales@lfly.aero](mailto:sales@lfly.aero)

**FOR URGENT REQUESTS  
OUTSIDE BUSINESS HOURS  
PLEASE CONTACT LFLY OCC**

+351 211 143 510

[cco@lfly.aero](mailto:cco@lfly.aero)

**CARGO DEPARTMENT**

[cargo@lfly.aero](mailto:cargo@lfly.aero)

**ADDRESS**

Latino Coelho nr 1, Hi Fly Building  
1050-132 Lisbon - Portugal